

Padre Island Housing Report

December 2018

Price Distribution

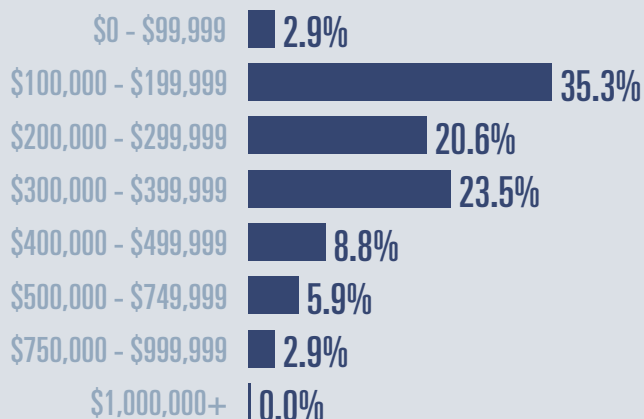


Median price

\$277,450

Up **11.9%**

Compared to December 2017



Active listings

Down **5.5%**

275 in December 2018



Closed sales

Up **6.1%**

35 in December 2018



Days on market

Days on market 84

Days to close 32

Total 116

41 days less than December 2017



Months of inventory

5.8

Compared to 7.0 in December 2017

About the data used in this report

Data used in this report come from the Texas REALTOR® Data Relevance Project, a partnership among the Texas Association of REALTORS® and local REALTOR® associations throughout the state. Analysis is provided through a research agreement with the Real Estate Center at Texas A&M University.



REAL ESTATE CENTER
TEXAS A&M UNIVERSITY



Corpus Christi
Association of REALTORS®

Port Aransas Housing Report

December 2018

Price Distribution

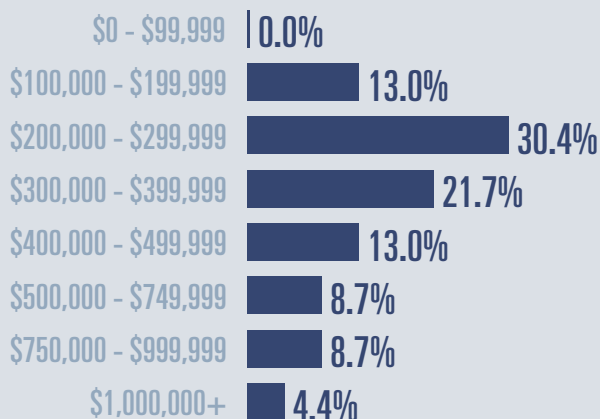


Median price

\$334,000

Down **9.6%**

Compared to December 2017



Active listings

Down **6.8%**

177 in December 2018



Closed sales

Up **4.6%**

23 in December 2018



Days on market

Days on market 117

Days to close 27

Total 144

7 days less than December 2017



Months of inventory

7.0

Compared to 7.8 in December 2017

About the data used in this report

Data used in this report come from the Texas REALTOR® Data Relevance Project, a partnership among the Texas Association of REALTORS® and local REALTOR® associations throughout the state. Analysis is provided through a research agreement with the Real Estate Center at Texas A&M University.

Flour Bluff Housing Report

December 2018

Price Distribution

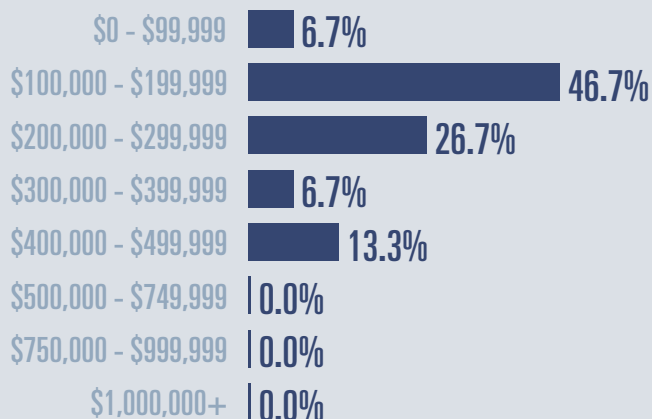


Median price

\$198,400

Up **4.7%**

Compared to December 2017



Active listings

Flat **0%**

91 in December 2018



Closed sales

Down **16.7%**

15 in December 2018



Days on market

Days on market 56

Days to close 46

Total 102

1 day more than December 2017



Months of inventory

3.8

Compared to 4.5 in December 2017

About the data used in this report

Data used in this report come from the Texas REALTOR® Data Relevance Project, a partnership among the Texas Association of REALTORS® and local REALTOR® associations throughout the state. Analysis is provided through a research agreement with the Real Estate Center at Texas A&M University.



REAL ESTATE CENTER
TEXAS A&M UNIVERSITY



Corpus Christi
Association of REALTORS®

Corpus Christi Housing Report

December 2018

Price Distribution




Median price

\$189,900

Up **7.3%**

Compared to December 2017



Active listings

Down **3.6%**

1,338 in December 2018



Closed sales

Up **8.9%**

306 in December 2018



Days on market

Days on market 67

Days to close 38

Total 105

17 days less than December 2017



Months of inventory

4.0


Compared to 4.7 in December 2017

About the data used in this report

Data used in this report come from the Texas REALTOR® Data Relevance Project, a partnership among the Texas Association of REALTORS® and local REALTOR® associations throughout the state. Analysis is provided through a research agreement with the Real Estate Center at Texas A&M University.



REAL ESTATE CENTER
TEXAS A&M UNIVERSITY



Corpus Christi
Association of REALTORS®